
Topic / Issue: Serial RS-232 Information

Written By: Scott Young

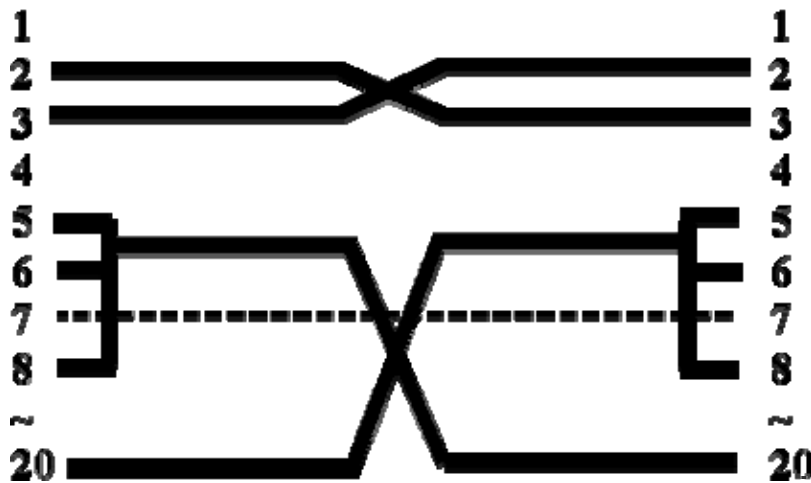
Serial Port Connector Description

Signal	DB-9	DB-25
CD	1	8
RXD	2	3
TXD	3	2
DTR	4	20
GND	5	7
DSR	6	6
RTS	7	4
CTS	8	5
RI	9	22

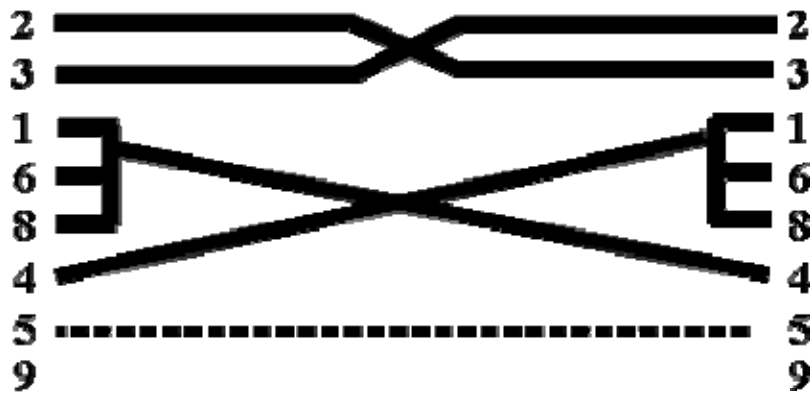
Null Modem Diagrams

Note: These are simplified versions of normal Null Modem cables.

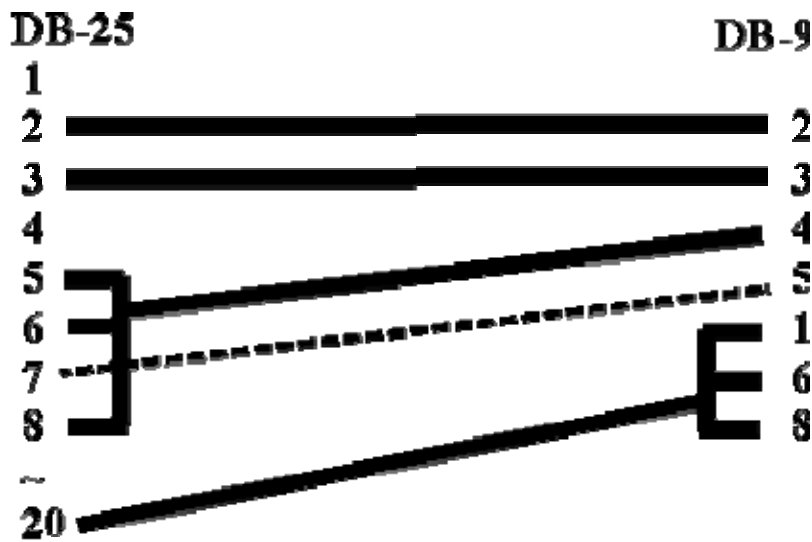
DB-25 to DB-25 Null Modem (Crossover)



DB-9 to DB9 Null Modem (Crossover)



DB-25 to DB9 Null Modem (Crossover)



Summary:
(If required)