

Yealink Teams HD IP Phones Release Notes of Version 15

Table of Contents

Yealink Teams HD IP Phones Release Notes of Version 15	1
Yealink Teams HD IP Phones Release Notes of Version x.15.0.20	2
1. Introduction	2
2. Feature List.....	2
3. Optimization.....	3
4. Bug Fixes.....	3
5. Features Descriptions.....	3

Yealink Teams HD IP Phones Release Notes of Version x.15.0.20

1. Introduction

- Firmware Version:
T58A: 58.15.0.20
T56A: 58.15.0.20
CP960: 73.15.0.20
- Teams Version: 1449/1.0.94.2018121201
- Partner APP Version:
T56A/T58A: 1.15.0.19010320
CP960: 1.15.0.19010418
- Applicable Models: T58A, T56A, CP960
- Release Date: Jan 7th, 2019.

2. Feature List

1. Calling
 - (1) Incoming/Outgoing P2P calls
 - (2) In-call controls via UI
 - (3) Call hold/Call mute/Call transfer/Call forward
 - (4) Second forwarded if unanswered
 - (5) PSTN calls
 - (6) Synchronized call logs
 - (7) Visual Voicemail
2. Calendar and Presence
 - (1) Presence Integration, Presence status control
 - (2) Exchange Calendar Integration
 - (3) Contact Picture Integration
 - (4) Corporate Directory Access
3. Meetings
 - (1) One-click Join for Meetings
 - (2) Join Skype for Business meetings
 - (3) Meeting Call controls (Mute/unmute, hold/resume, hang up, add/remove participant)

- (4) Meeting Details
- (5) Schedule Teams meeting
- (6) Join Skype for Business meeting
- 4. Phone Features
 - (1) Personal/shared mode
 - (2) Sign in with user credentials
 - (3) Phone lock/unlock
 - (4) Screensaver
 - (5) Power Saving
 - (6) Supports USB Headset (Only applicable to T56A/T58A)
 - (7) Supports Bluetooth Headset (Only applicable to T58A)

3. Optimization

None

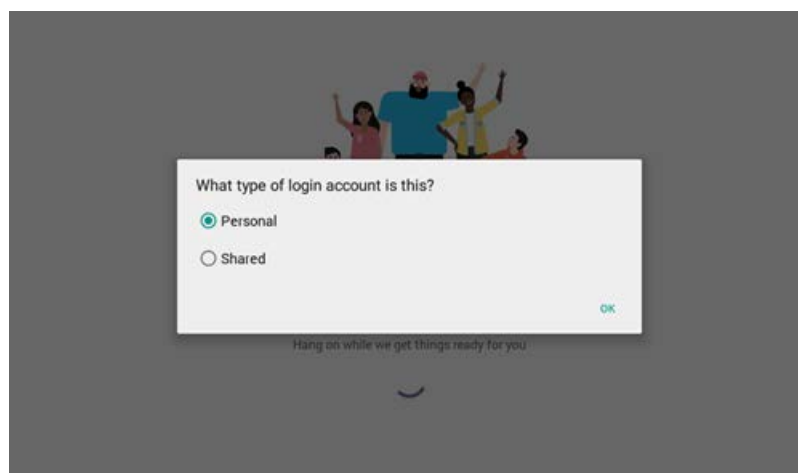
4. Bug Fixes

None

5. Features Descriptions

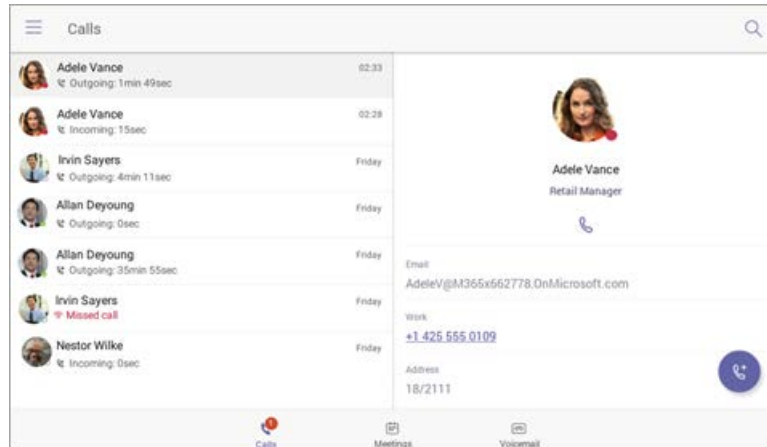
1. Personal/shared mode

Description: After successful sign-in, the user can choose whether the device will be used for personal use or in a shared conference room.

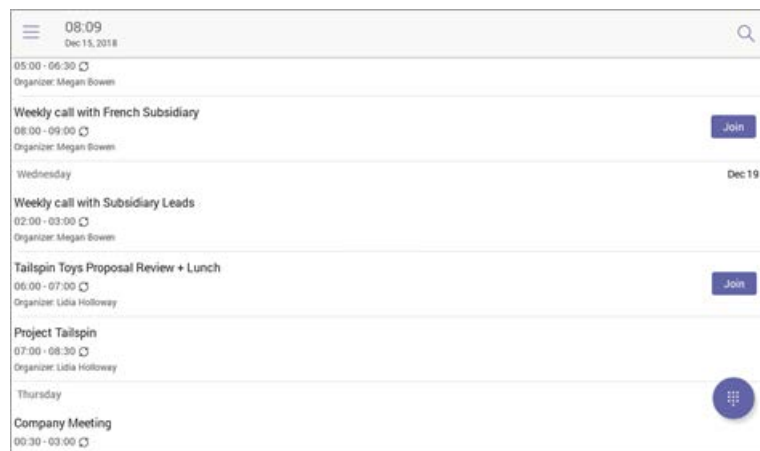


The Teams phone experience is optimized based on the user's selection.

Personal mode



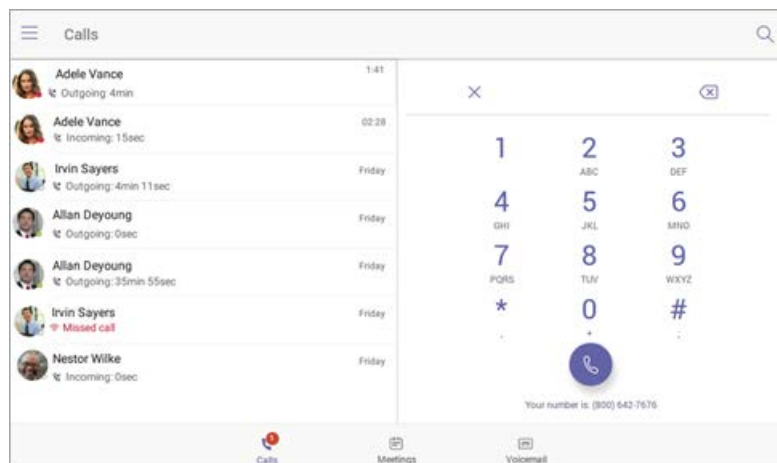
Shared mode



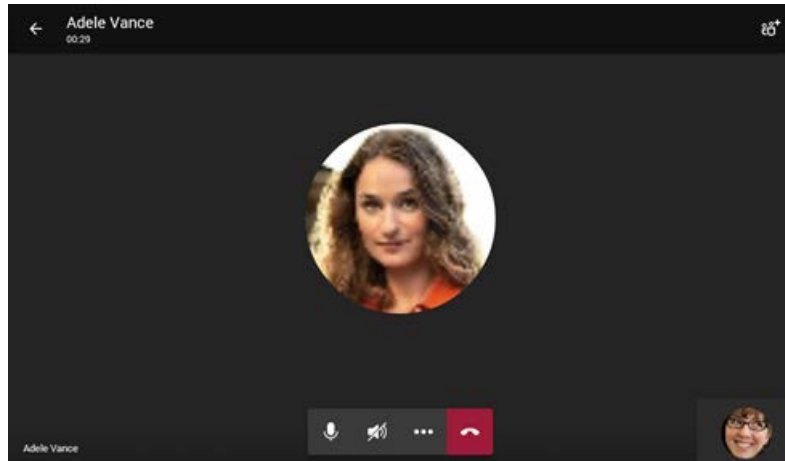
2. Calling experience

Description: The Microsoft Teams user can lift the handset or press the **Speaker** button to launch the dial pad on the calling screen. Alternatively, the user can use the hardware buttons (if available) to dial out a number.

On-screen dial pad



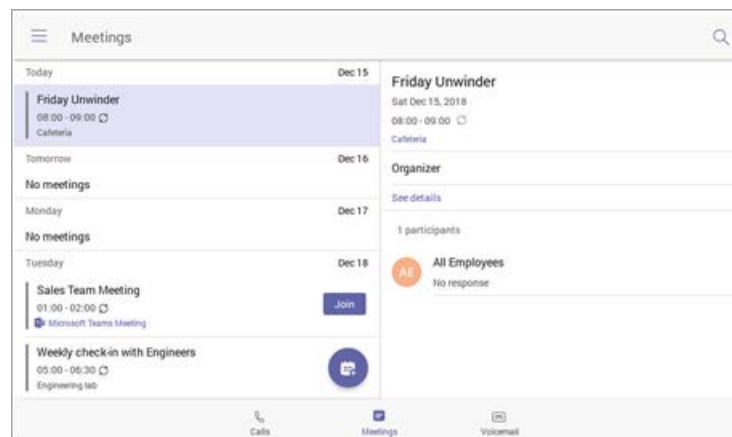
Calling screen



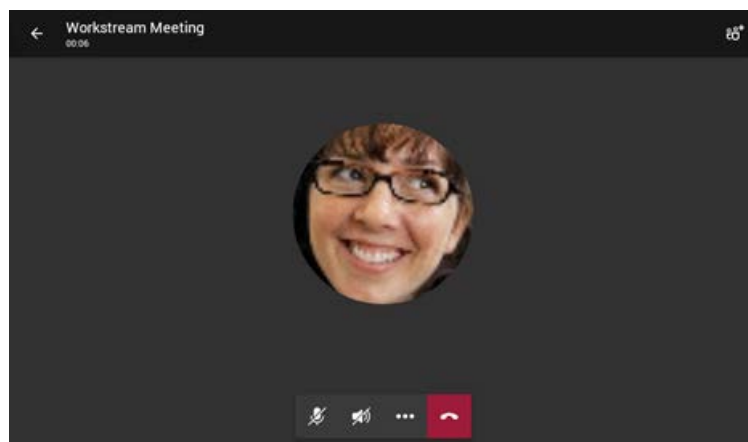
3. Meeting experience

Description: The Microsoft Teams user can navigate to the meetings tab to view their meetings and use the **Join** button to join their Teams meetings.

Calendar view

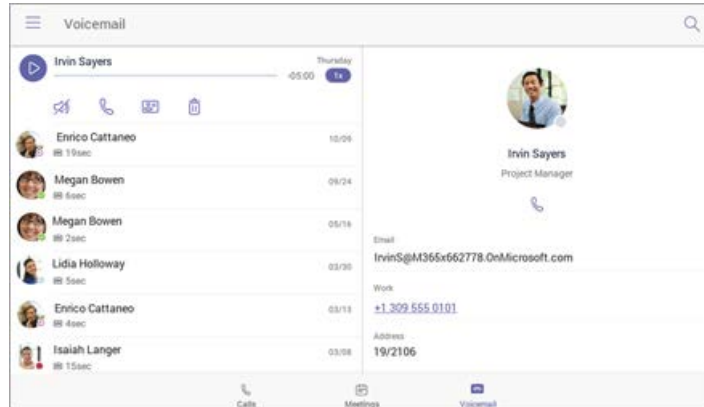


Meeting join view



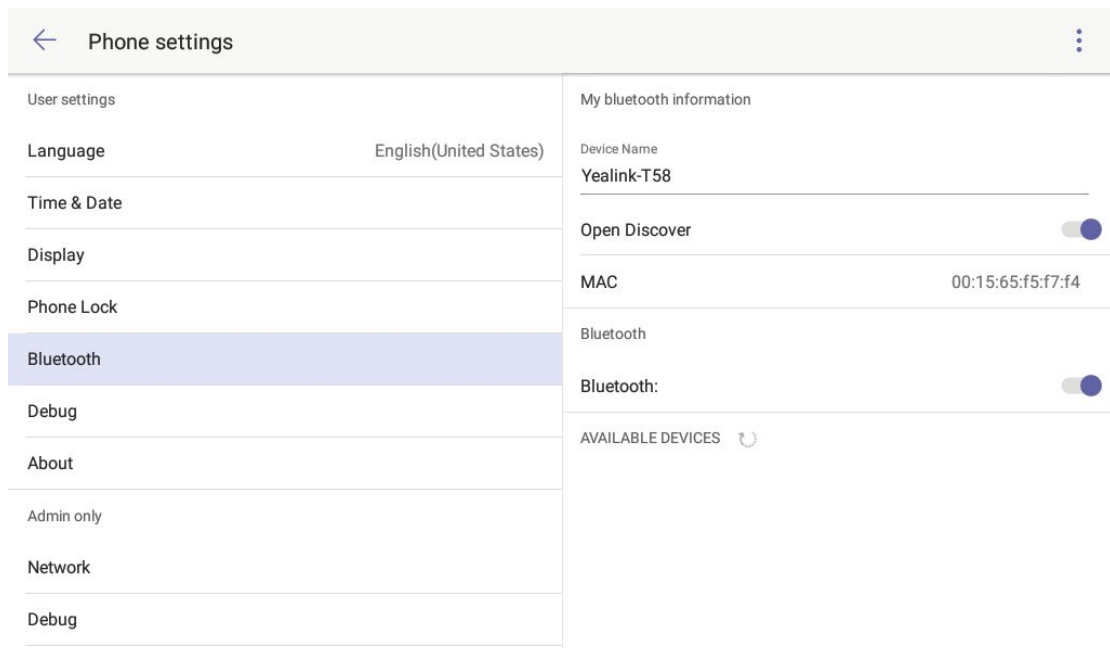
4. Voicemail

Description: The Microsoft Teams user can access their voicemail when they navigate to the **Voicemail** tab.



5. Bluetooth

Description: On your phone, navigate to **Settings** -> **Device Settings** to activate the Bluetooth mode. After that, you can pair and connect the Bluetooth headset to your phone (For the compatible Bluetooth headset, please refer to *Tested headset list compatible with Yealink IP Phone*). Bluetooth feature is only available for T58A Teams phone and now it is not supported PC connection and playing music via Bluetooth.



6. Phone Lock

Description: After the phone is registered with the account, you can navigate to **Settings** -> **Device Settings** to configure the phone lock feature. If you do not sign into the phone with the account, this feature is not available.

← Phone settings ✓

User settings		Lock Enable <input checked="" type="checkbox"/>
Language	English(United States)	New PIN
Time & Date		Confirm PIN PIN 's length must be 6 digits
Display		Idle time-out 15min
Phone Lock		
Bluetooth		
Debug		
About		
Admin only		
Network		
Debug		